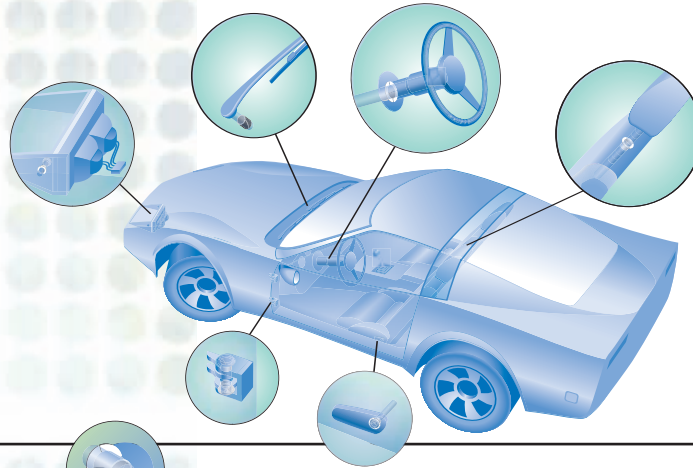


Where Thomson Products Are Used to

TRANSPORTATION


Off-Highway
RVs
Cars and Trucks
Trains
Aircraft
Bicycles
ATVs
Snowmobiles



- Pedal Pivots
- Mirror and Lamp Adjust
- Seat and Headrest Links
- Door Hinge Pivot
- Wiper Pivot
- Shift Linkages
- Steering
- King Pin Bushings
- Belt Tensioners
- Bolt Linkages

APPLIANCES

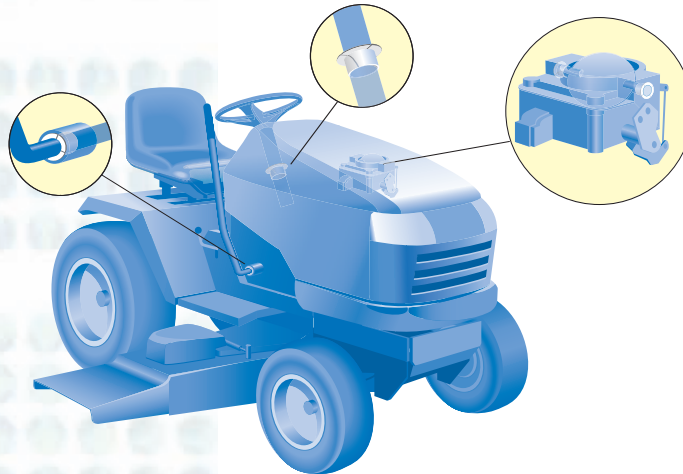
Refrigerators
HVAC – Fans
Vacuum Cleaners
Dishwashers
Sewing Machines
Ovens
Washers/Dryers
Vending Machines



- Wire Harness Clips
- Drive Shaft Bushings
- Door Hinge Pivots
- Drum Stabilizers
- Motors, Gears, Clutches
- Belt Tensioners
- Wear Strips
- Idler Wheels
- Door Glides
- Fan Output Shafts

LAWN AND GARDEN/ POWER TOOLS

Tractors
Mowers
Saws
Drills
Snow Blowers


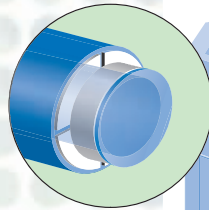


- Motors, Gears, Clutches
- Drive Shafts
- Belt Tensioners
- Reciprocating Bearings
- Swivel Arms
- Throttle and Shift Pivots
- Engine Shroud Pivots
- Mower Deck Output Shafts
- Steering Linkages
- Idler Wheels

Eliminate Wear, Vibration and Friction

OFFICE EQUIPMENT/ BUSINESS MACHINES

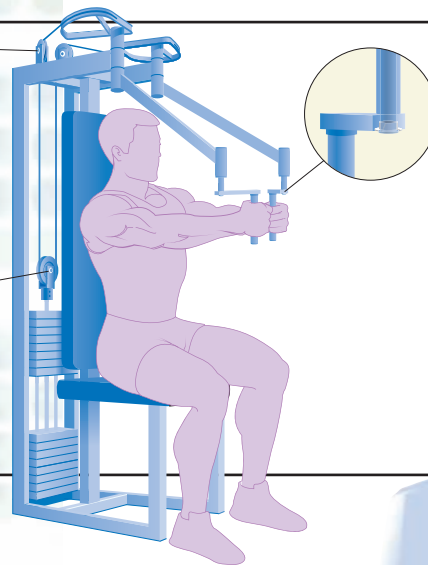
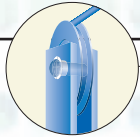
Copiers
Sorters
Printers
Computer/Circuit Board Clips
Cameras
Overhead Projectors
Paper Handling Equipment
Kiosk Stations



- Motors, Gears, Clutches
- Door Hinge Pivots
- Drive Shaft Bearings
- Swivel Arms
- Belt Tensioners
- Paper Feed/Eject Systems
- Gear Trains

MEDICAL/FITNESS


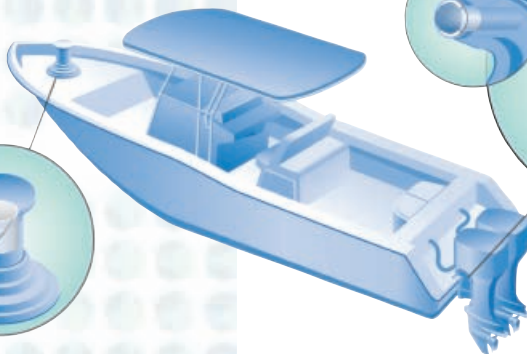
Hospital Beds
Operating Tables
Dental Chairs
Wheelchairs
X-Ray Machines
Fitness Equipment



- Swivel Arms
- Reciprocating Bearings
- Chair Lifts
- Height Adjusters
- Brake and Pedal Assemblies

MARINE

Jet Skis
Boats
Snow Mobile Suspensions
Outboard Engines
Hatch Cover Links
Down Riggers
Seat Adjust



- Winches
- Hatch Covers
- Pump Shafts
- Gears, Clutches
- Bolt Linkages
- Steering Pivots
- Isolation Bushings
- Windshield Wiper Pivots
- Throttle Control Linkages
- Bilge Pump Bearings